


# How to introduce numbers to toddlers?






# REMINDERS



Introducing numbers to toddlers can be a fun and engaging process! Here are some creative and practical ways to make learning numbers exciting for your little one






# MAKE IT PLAYFUL



- Counting toys: Use blocks, cars, or any toys your child enjoys. Count them together as you play.
- Sorting and stacking: Get stackable cups or shape sorters and count them as you stack or sort.
- Interactive puzzles: Look for number puzzles where your child can match the numbers to the correct slots.







# EVERYDAY COUNTING

- Count things in your daily routine, like steps as you walk, spoons while setting the table, or bananas while grocery shopping.
- Sing number-related nursery rhymes, like "One, Two, Buckle My Shoe" or "Five Little Ducks."




# USE VISUAL AIDS

- Hang up a colorful number chart or print one to display in their room.
- Incorporate flashcards with big, bold numbers and pictures.
- To support this kind of interactive learning, tools like Miniverse by Miniture offer a range of suggested activities to enhance a child's learning journey.

# STORYBOOKS AND SONGS

- Read books about numbers with colorful illustrations ("Ten Little Ladybugs" or "Chicka Chicka 1, 2, 3" are great options).
- Use songs like "The Ants Go Marching" or "Ten in the Bed" to make counting fun and memorable.



# Time for Practise!

